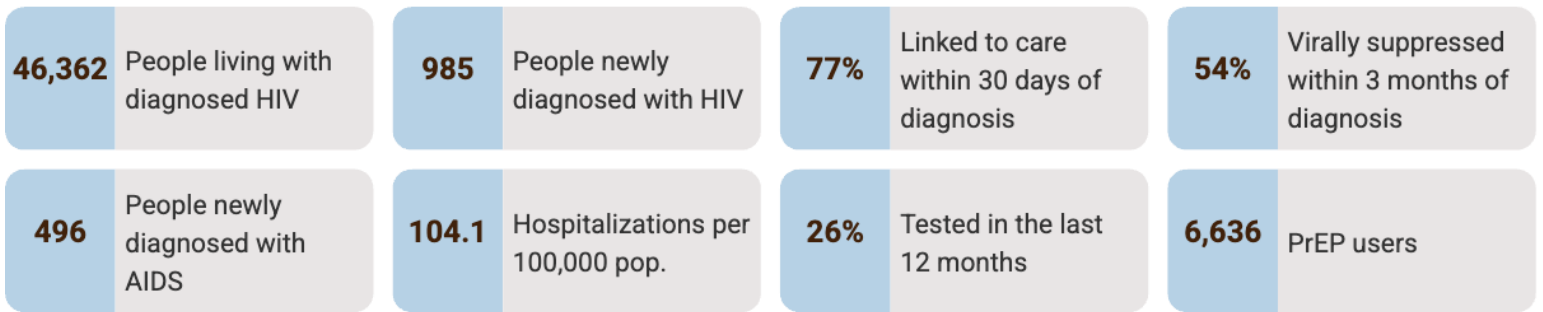


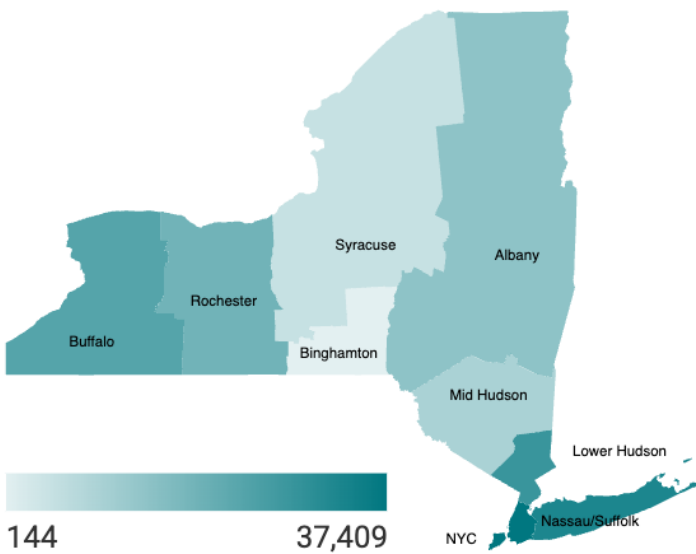
## New York State, Black

### Data Highlights (2023)



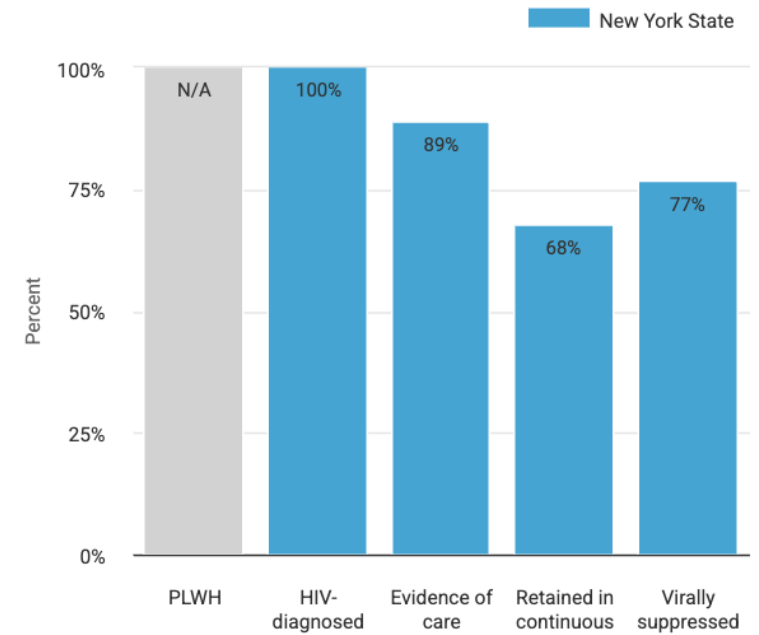
### People living with diagnosed HIV

New York State · 2023 · Black



### HIV care continuum

New York State · 2023 · Black

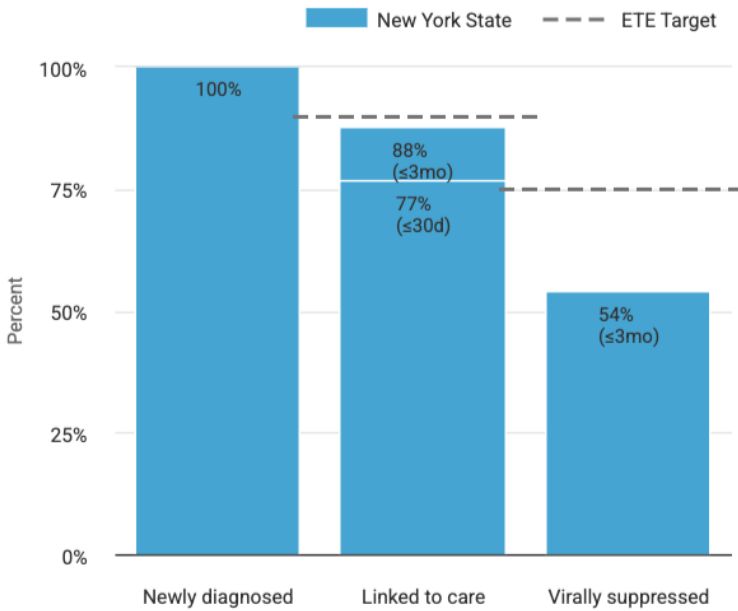


New York State HIV-diagnosed = 46,360

## New York State, Black

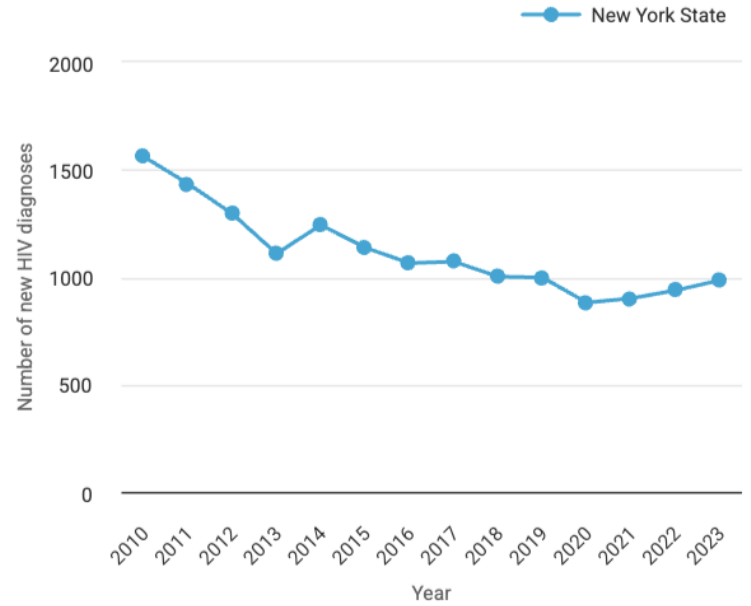
### Newly diagnosed HIV care continuum

New York State · 2023 · Black



### New HIV diagnoses

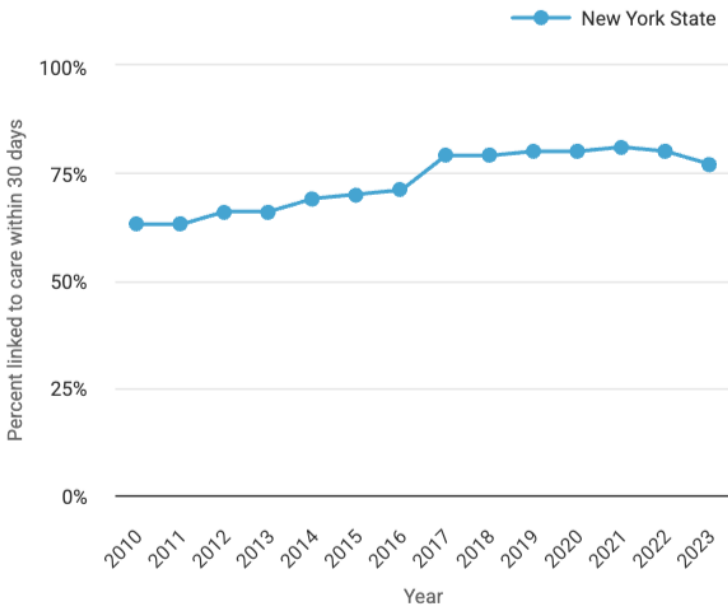
New York State · 2010-2023 · Black



New York State new diagnoses = 985

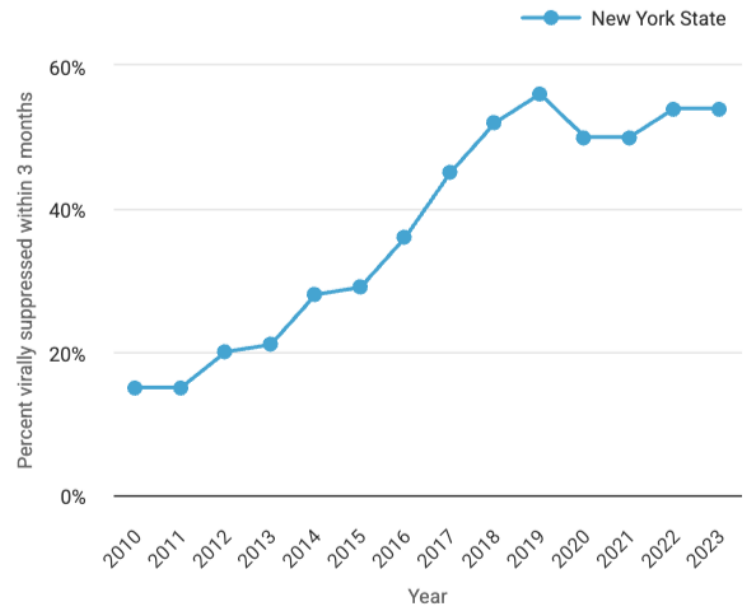
### Linkage to care within 30 days

New York State · 2010-2023 · Black



### Viral suppression within 3 months

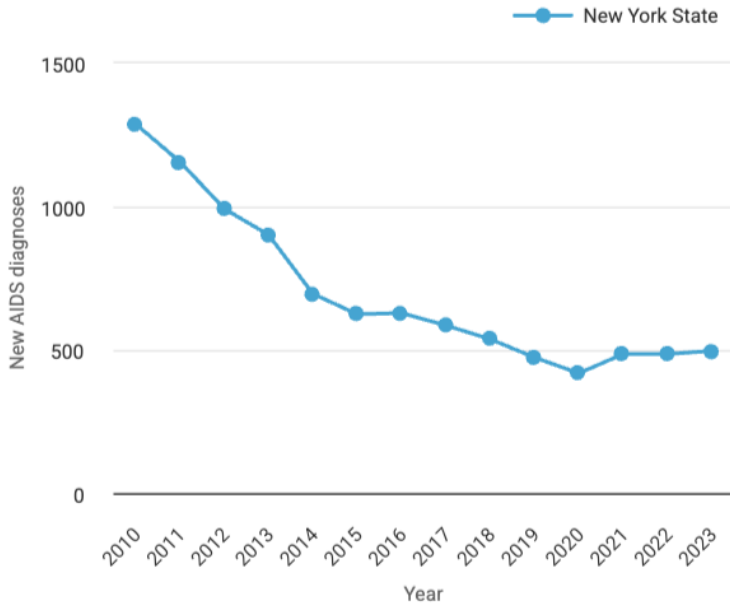
New York State · 2010-2023 · Black



## New York State, Black

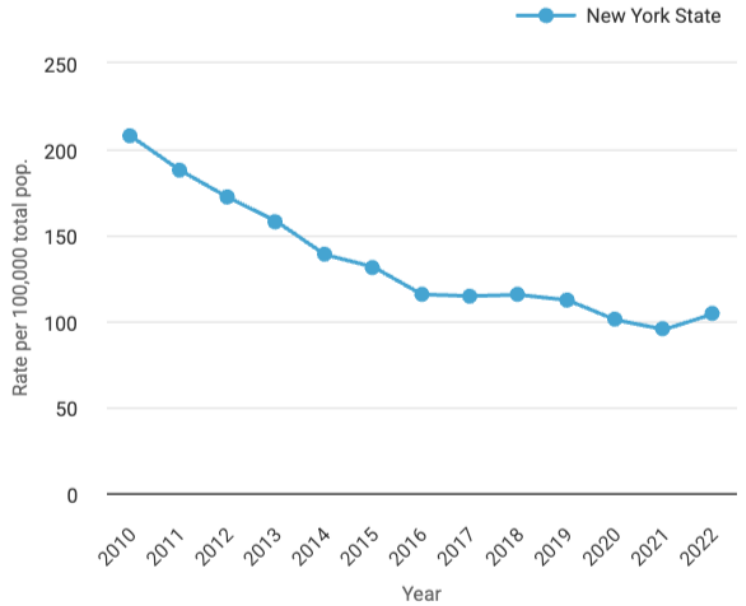
### New AIDS diagnoses

New York State · 2010-2023 · Black



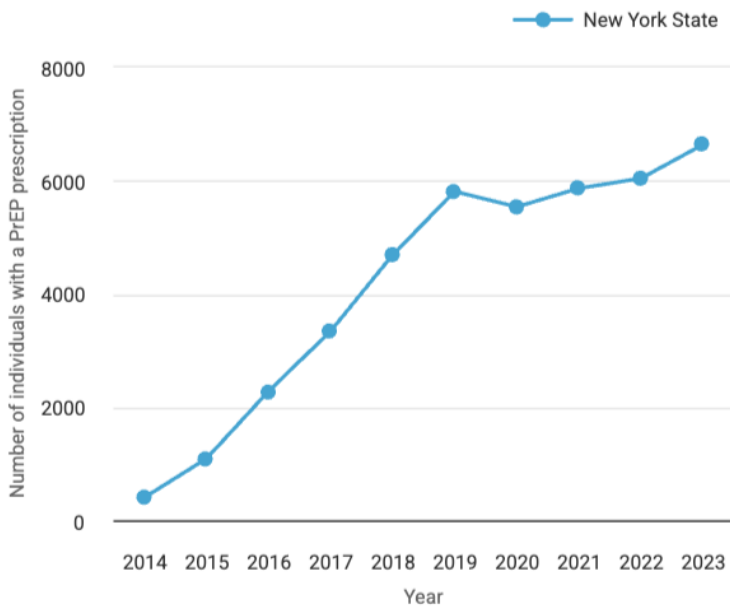
### HIV-associated hospitalizations

New York State · 2010-2022 · Black



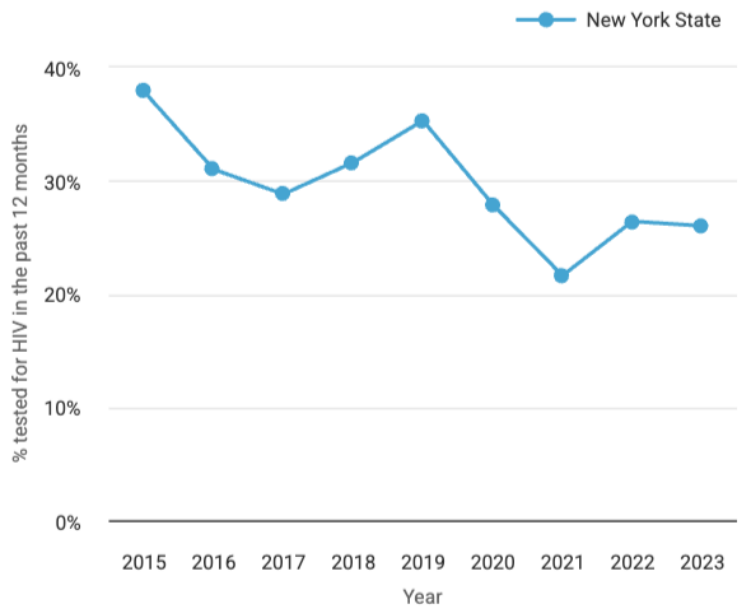
### PrEP use

New York State · 2014-2023 · Black



### Tested for HIV in the past 12 months

New York State · 2015-2023 · Black



### Notes

#### NYS HIV surveillance

- Data Source: NYS HIV Surveillance System, reported as of March 2024.
- Data for the year 2020 should be interpreted with caution due to the impact of the COVID-19 pandemic on access to HIV testing, care-related services, and case surveillance activities.
- Starting with analyses of 2020 data, NYS implemented a new race/ethnicity classification methodology. This change reduces misclassification, with notable decreases in the percentage of individuals classified as Multi-Race or Hispanic, and increases in percentages of other categories. In 2021, an additional revision of the race/ethnicity classification methodology was introduced in accordance with an OMB directive separating the “Asian and Pacific Islander” category into two distinct categories, now called “Asian” and “Native Hawaiian / Pacific Islander.”
- Statewide and Rest of State counts include persons who were incarcerated. Ryan White Region and County level counts exclude persons who were incarcerated.
- HIV care continuum data is based on the most recent address, regardless of where diagnosed. Excludes persons with AIDS with no evidence of care for 5 years and persons with diagnosed HIV (non-AIDS) with no evidence of care for 8 years. Caution is advised in comparing cascade outcomes from different sources, where measures may be calculated differently even though their titles are similar.
- HIV care continuum denominators displayed (PLWH/PLWDH) are rounded to the nearest ten.
- All newly diagnosed individuals reported here are aged 13 and over with known HIV stage. By this definition, the number of newly diagnosed cases and other measures reported on this page may slightly differ from numbers reported and published elsewhere.

#### HIV-associated hospitalizations

- Data Source: New York Statewide Planning and Research Cooperative System (SPARCS)
- Data from American Community Survey from the US Census Bureau as of July 2023 were used to calculate the rate of HIV/AIDS-associated hospitalizations among the total population.
- Due to differences in age groupings between the publicly available SPARCS dataset (0-17, 18-29, 30-49, 50-69, 70+) and

HIV surveillance data (13-19, 20-29, 30-39, 40-49, 50-59, 60+), the displayed hospitalization trends by age do not exactly match available options from the filter menu.

- Number of hospitalizations includes multiple hospitalizations for patients during each calendar year.
- Interpret race/ethnicity data with caution. Hospital administrative data are used to generate SPARCS data, which has documented limitations due to race/ethnicity misclassification of Hispanic and Asian/Pacific Islander persons (Howland and Tsao, 2019).

#### PrEP use

- Data Source: IDV® (Integrated Dataverse) from Symphony Health and the NYS Medicaid Data Warehouse (MDW)
- NYS uses the IDV® (Integrated Dataverse) from Symphony Health data to extract prescription data for all payors with the exception of Medicaid. Medicaid data is pulled separately from the NYS MDW.
- Counts of individuals are not cumulative and cannot be aggregated across time periods. Counts pertain only to the 12 month time period within which they are measured.
- See full list of exclusions in notes section of <https://etedashboardny.org/data/prevention/prep-nys/>
- Region is based on residence of the individual PrEP recipient.
- Due to differences in geographic boundaries between the PrEP and HIV surveillance datasets, the displayed data for Hudson Valley and Central New York regions do not align with the region filter options. Hudson Valley includes both Mid and Lower Hudson Ryan White Regions and Central New York combines Binghamton and Syracuse Ryan White Regions.
- Claims and encounter data are subject to errors and omissions, specifically with regard to the race/ethnicity of individuals. Interpret with caution.

#### HIV testing

- Data Source: NYS Behavioral Risk Factor Surveillance System (BRFSS).
- Due to differences in age groupings between the BRFSS dataset (NYS: 18-24, 25-34, 35-44, 45+; RWR: 18-44, 45+) and HIV surveillance data (13-19, 20-29, 30-39, 40-49, 50-59, 60+), the displayed testing trends by age do not exactly match available options from the filter menu.
- Due to differences in geographic boundaries between the BRFSS and HIV surveillance datasets, the displayed data for Hudson Valley and Central New York regions do not align with

the region filter options. Hudson Valley includes both Mid and Lower Hudson Ryan White Regions and Central New York combines Binghamton and Syracuse Ryan White Regions.

- If some categories are not displayed, it is because they do not meet the BRFSS publication criteria and are suppressed.

### Indicators

#### NYS HIV Surveillance

- **People living with diagnosed HIV (PLWDH):** People living with diagnosed HIV residing in NYS at the end of the calendar year of interest.
- **PLWH (people living with HIV):** The number of people living with diagnosed HIV (PLWDH) and the estimated number of people living with undiagnosed HIV. The estimated proportion of undiagnosed PLWH is based on estimates from the CDC and sero-prevalence studies. Estimated PLWH are rounded to the nearest ten.
- **Evidence of care:** PLWH/PLWDH with any viral load, CD4, or genotype test during the year.
- **Retained in continuous care:** PLWH/PLWDH with at least 2 tests, at least 91 days apart, during the year.
- **Virally suppressed:** PLWH/PLWDH with a viral load measurement  $\leq 200$  copies/ml or non-detectable at test closest to end-of-year.
- **New HIV diagnoses:** Individuals with a diagnosis date (first documentation of HIV) in selected time period. Includes HIV diagnoses concurrent with AIDS diagnosis.
- **Linked to care:** Percent of newly diagnosed people with at least one CD4, VL, or genotype test within 3 months/30 days of HIV diagnosis.
- **Virally suppressed within 3 months of diagnosis:** Percent of newly diagnosed people with a viral load measurement non-detectable or less than 200 copies/mL within 3 months of diagnosis.
- **New AIDS diagnoses:** Individuals with a diagnosis date (first documentation of AIDS) in selected time period. The CDC defines AIDS as stage 3 HIV, determined by a CD4+ T-lymphocyte count of  $\leq 200$  cells/ $\mu$ L or percentage of total lymphocytes of  $\leq 14\%$ .

#### Non-surveillance data sources

- **HIV-associated hospitalization rate:** The number of inpatient hospitalizations among people with a Diagnosis Related Group

(DRG) associated with HIV-infections per 100,000 total population in a calendar year. The rate of hospitalizations includes multiple hospitalizations for patients during each calendar year

- **PrEP use:** Number of persons who filled at least one PrEP prescription during a 12 month time period.
- **Tested for HIV in the past 12 months:** Percent of people aged 18+ who have been tested for HIV in the past 12 months.

#### Developed by



#### Subscribe



#### Connect

info@etedashboardny.org  
etedashboardny.org  
@etedashboardny