

# PrEP Aware in New York State: Rochester Region by the NUMBERS

PrEP is highly effective at preventing HIV, and we must now take every step possible to raise awareness about PrEP.

**NYS 2020 PrEP Target**  
65,000 persons



The 2020 target for Persons on PrEP in the Rochester region is nearly **2,000**.

In 2017 the Rochester region had 855 Persons on PrEP and 85 New HIV Diagnoses.

## NYS 2017 New HIV Diagnoses (n= 2,769)

2036	733
73.5%	26.5%

□ NYC □ ROS


## Rochester Region Persons on PrEP in 2017 (n=855)

18.2%, 156

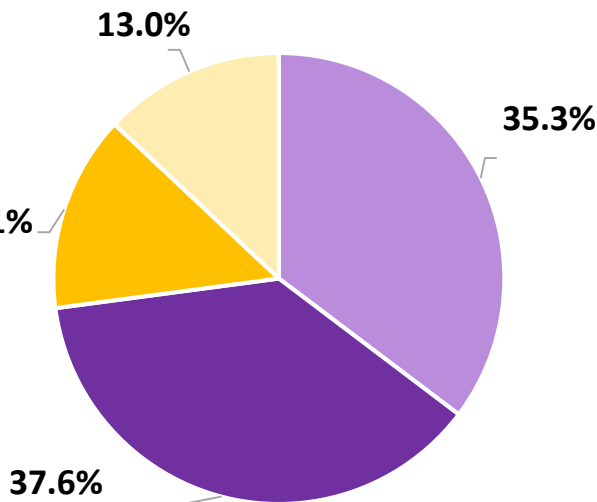
4.7%, 40

15.8%, 135

61.3%, 524



## Rochester Region New 2017 HIV Diagnosis (n=85)



- Asian, Native American, Multi-Race and Unknown
- Hispanic
- Non-Hispanic Black
- Non-Hispanic White


## Rochester Region 2020 PrEP Target (n = 1,483)

9.9%, 148

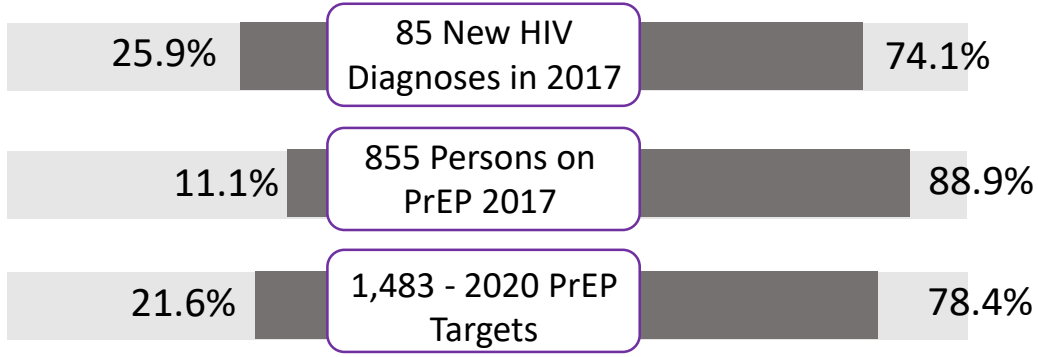
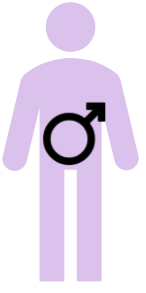

18.3%, 271

38.2%, 566

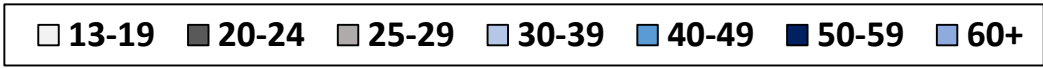
33.6%, 498



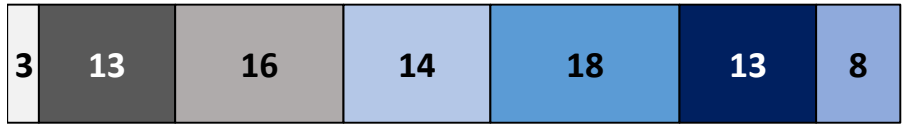
# Rochester Region - Sex at Birth



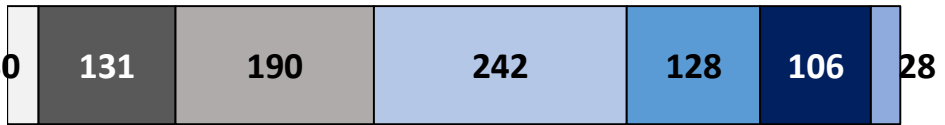
# Rochester Region - Age



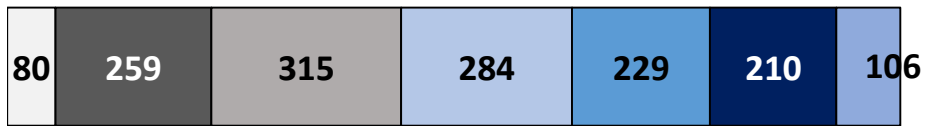
2017 New HIV Diagnosis\*  
(n= 85)



Persons on PrEP 2017\*  
(n= 855)



2020 PrEP Target  
(n= 1,483)



\* Persons under the age of 13 are not included.

### Useful Resources:

NYS Clinical Guidelines  
[www.hivguidelines.org](http://www.hivguidelines.org)

PrEP Provider Directory  
<https://providerdirectory.aidsinstituteny.org/>

PrEP Awareness FAQ for consumers  
[https://www.health.ny.gov/diseases/aids/providers/testing/docs/testing\\_fact\\_sheet.pdf](https://www.health.ny.gov/diseases/aids/providers/testing/docs/testing_fact_sheet.pdf)

*Let's make everyone Aware that PrEP can prevent HIV.*  
[www.prepforsex.org](http://www.prepforsex.org)

Questions?  
Email: [PrEP@health.ny.gov](mailto:PrEP@health.ny.gov)



Please note that these PrEP targets are based on estimates of the number of persons that can benefit from PrEP. They are created as a tool to help inform programming, and are useful as a comparison point for actual PrEP distribution within a region. These values are approximates based on rounding, when the data was last updated, and uncertainty with regard to geography based on the overlap of zip codes between Ryan White Regions.  
Data source: Source Healthcare Analytics (Symphony) and the NYS Medicaid Data Warehouse (MDW)