



# PrEP Aware in New York State: Rest of State (ROS) by the NUMBERS

PrEP is highly effective at preventing HIV, and we must now take every step possible to raise awareness about PrEP.

**NYS 2020 PrEP Target**  
65,000 persons



The 2020 target for Persons on PrEP in the Rest of State (ROS) is nearly **20,000**.  
In 2019 the ROS had 10,759\* Persons on PrEP and 628 New HIV Diagnoses.

## NYS 2019 New HIV Diagnoses (n= 2,377)

1749	628
73.6%	26.4%

□ NYC □ ROS


## Rest of State (ROS) Persons on PrEP in 2019 (n= 10,759)\*

19.8%, 2124

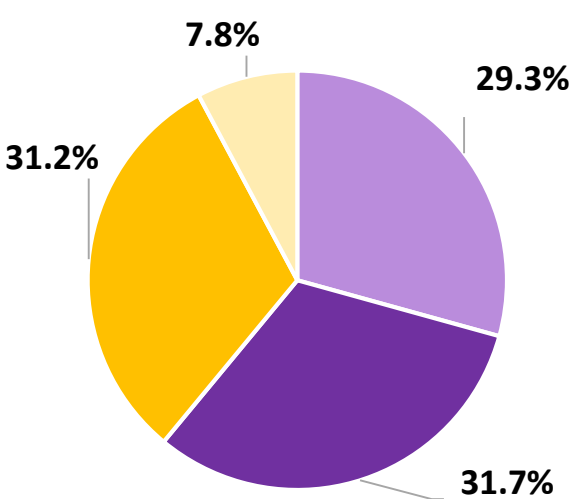
7.1%, 767

9.4%, 1009

63.8%, 6859



## Rest of State (ROS) New 2019 HIV Diagnosis (n=628)



- Asian, Native American, Multi-Race and Unknown
- Hispanic
- Non-Hispanic Black
- Non-Hispanic White


## Rest of State (ROS) 2020 PrEP Target (n = 17,189)

11.1%, 1904

27.8%, 4780

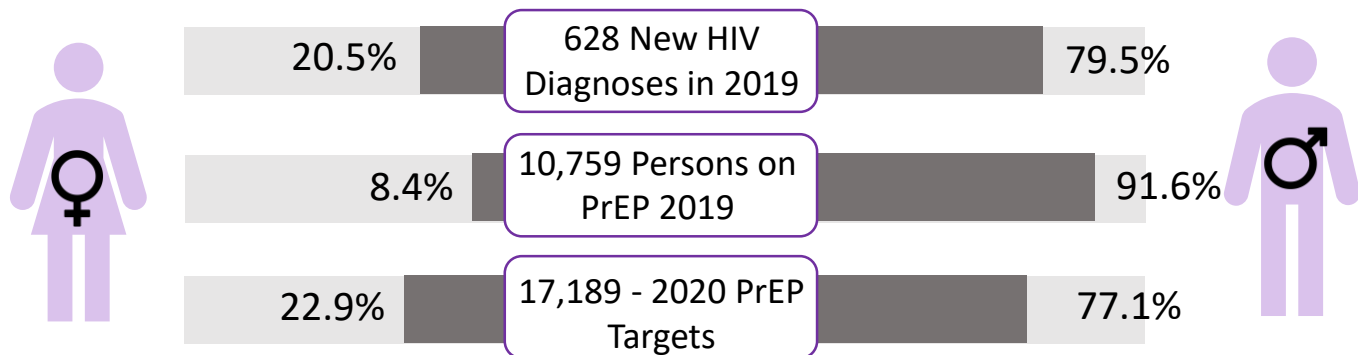
31.8%, 5467

29.3%, 5038

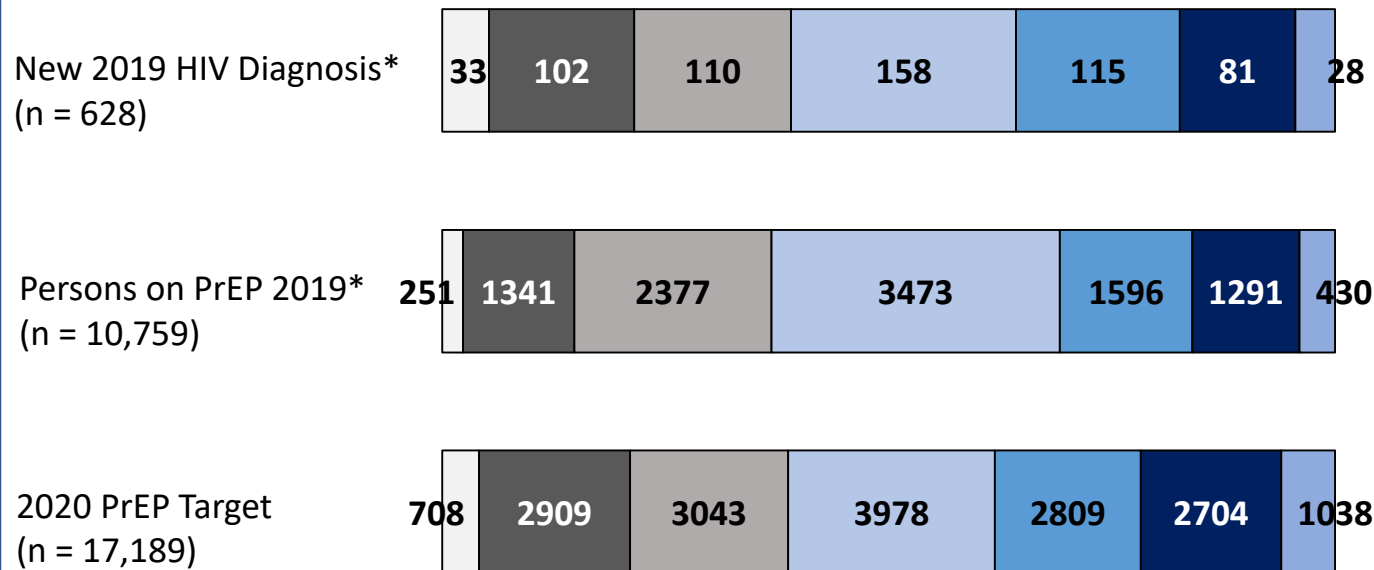
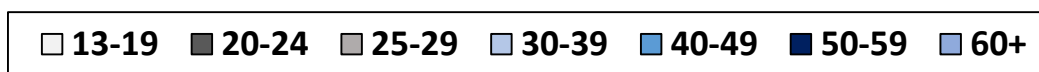


\*This includes 696 individuals who could not be assigned to an individual Ryan White Region due to insufficient zip code information.

## Rest of State (ROS) - Sex at Birth



## Rest of State (ROS) - Age



\* Persons under the age of 13 are not included.

### Useful Resources:

NYS Clinical Guidelines  
[www.hivguidelines.org](http://www.hivguidelines.org)

PrEP Provider Directory  
<https://providerdirectory.aidsinstituteny.org/>

PrEP Awareness FAQ for consumers  
[https://www.health.ny.gov/diseases/aids/providers/testing/docs/testing\\_fact\\_sheet.pdf](https://www.health.ny.gov/diseases/aids/providers/testing/docs/testing_fact_sheet.pdf)

*Let's make everyone Aware that PrEP can prevent HIV.*  
[www.prepforsex.org](http://www.prepforsex.org)

Questions?

Email:  
[PrEP@health.ny.gov](mailto:PrEP@health.ny.gov)



Please note that these PrEP targets are based on estimates of the number of persons that can benefit from PrEP. They are created as a tool to help inform programming, and are useful as a comparison point for actual PrEP distribution within a region. These values are approximates based on rounding, when the data was last updated, and uncertainty with regard to geography based on the overlap of zip codes between Ryan White Regions.

Data source: IDV® (Integrated Dataverse) from Symphony Health & the NYS Medicaid Data Warehouse (MDW)

**Published**  
**Fall 2020**