

PrEP Aware in New York State: Nassau & Suffolk Region by the NUMBERS


PrEP is highly effective at preventing HIV, and we must now take every step possible to raise awareness about PrEP.

NYS 2020 PrEP Target
65,000 persons



The 2020 target for Persons on PrEP in the Nassau and Suffolk region is nearly **5,000**.
In 2018 the Nassau and Suffolk region had 1,886 Persons on PrEP and 178 New HIV Diagnoses.

NYS 2018 New HIV Diagnoses (n= 2,481)



□ NYC □ ROS

Nassau & Suffolk Region Persons on PrEP in 2018 (n= 1,886)

23.5%, 444

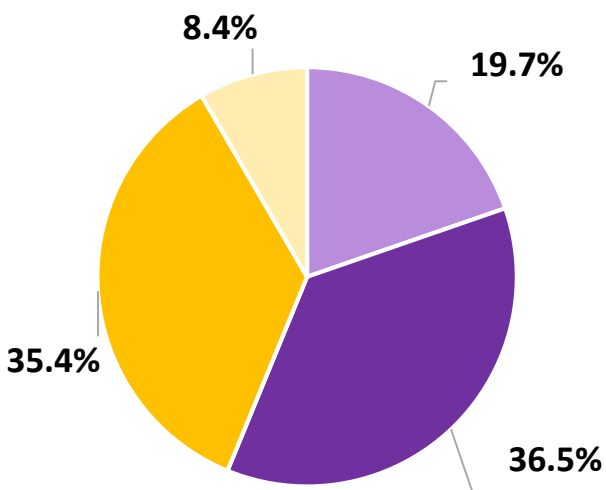
8.1%, 153

6.9%, 131

61.4%, 1158



Nassau & Suffolk Region New 2018 HIV Diagnosis (n=178)



- Asian, Native American, Multi-Race and Unknown
- Hispanic
- Non-Hispanic Black
- Non-Hispanic White

Nassau & Suffolk Region 2020 PrEP Target (n = 4,921)

13.4%, 657

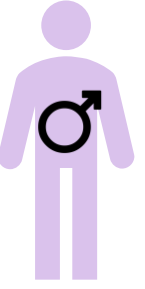
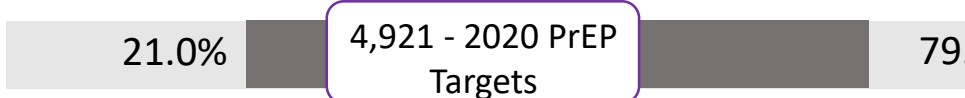
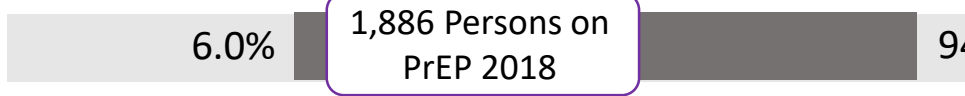
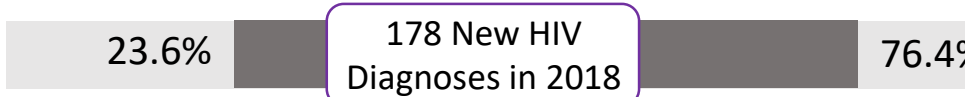

37.1%, 1827

26.9%, 1323

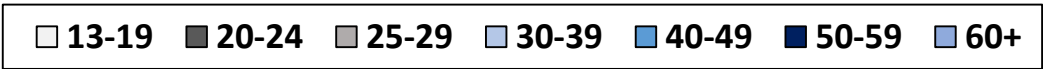
22.6%, 1114



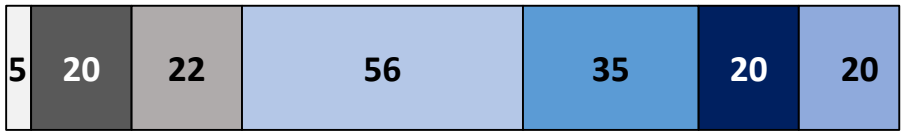
Nassau & Suffolk Region - Sex at Birth



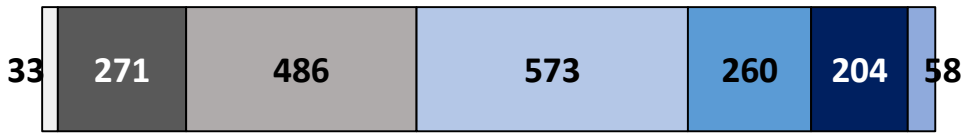
Nassau & Suffolk Region - Age



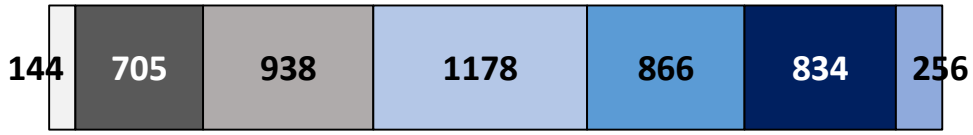
New 2018 HIV Diagnosis*
(n = 178)



Persons on PrEP 2018*
(n = 1,886)



2020 PrEP Target
(n = 4,921)



* Persons under the age of 13 are not included.

Useful Resources:

NYS Clinical Guidelines
www.hivguidelines.org

PrEP Provider Directory
<https://providerdirectory.aidsinstituteny.org/>

PrEP Awareness FAQ for consumers
https://www.health.ny.gov/diseases/aids/providers/testing/docs/testing_fact_sheet.pdf

Let's make everyone Aware that PrEP can prevent HIV.
www.prepforsex.org

Questions?
Email: PrEP@health.ny.gov



Please note that these PrEP targets are based on estimates of the number of persons that can benefit from PrEP. They are created as a tool to help inform programming, and are useful as a comparison point for actual PrEP distribution within a region. These values are approximates based on rounding, when the data was last updated, and uncertainty with regard to geography based on the overlap of zip codes between Ryan White Regions.
Data source: Source Healthcare Analytics (Symphony) and the NYS Medicaid Data Warehouse (MDW) | Published- Fall 2019